



CTEK MXS 5.0





12V/5A



COMPLETE BATTERY CARE

ADVANCED CHARGING WITH TEMPERATURE COMPENSATION



The MXS 5.0 is an advanced microprocessor controlled battery charger with automatic temperature compensation built in providing unrivalled performance on lead-acid batteries from 1.2Ah up to 110Ah. The MXS 5.0 solves a broad range of battery problems and is the ideal charger for the user with high demands. Features of the MXS 5.0 include diagnosis of battery condition to establish if it can receive and retain charge, patented automatic desulphation step and a special reconditioning step that will revive and restore deeply discharged and stratified batteries. **AGM** option is perfect for maximising performance and life of most Stop-Start batteries. The built in temperature compensation ensures ideal charging performance even in the most extreme conditions. Patented Float/Pulse maintenance makes the MXS 5.0 ideal for long-term maintenance. The entire process of battery testing, charging and maintenance is easily followed on the clear LED display.

The MXS 5.0 is a fully automatic "connect and forget" 12V charger with 8 charging steps and offers selectable , and  programmes. The **RECOND** and **AGM** options operate individually or together in both  and  programmes providing great flexibility for the user. Wide charging range on all lead-acid battery types from 1.2Ah up to 110Ah with additional maintenance capability to 160Ah. Splash proof and dust proof (IP65). The MXS 5.0 is easy and safe to use, protects vehicle electronics, is spark-free, reverse polarity protected and short circuit proof. The MXS 5.0 features a 5-year warranty.

TECHNICAL DATA

CHARGING VOLTAGE	14.4/14.7/15.8V
CHARGING CURRENT	Max 5A
TYPE OF CHARGER	8 step, fully automatic charging cycle
TYPE OF BATTERY	12V lead-acid batteries
BATTERY CAPACITY	1.2 - 110Ah, up to 160Ah for maintenance
INSULATION	IP65 (splash and dust proof)
TEMPERATURE COMP.	Built In

- 4** Step 4 - Battery ready to use
- 7** Step 7 - Battery fully charged
- 8** Step 8 - Maintenance charging

-  Program for charging small batteries
-  Program for charging normal batteries

AGM
Option for charging AGM and Stop-Start batteries

RECOND
Option for reconditioning deeply discharged batteries

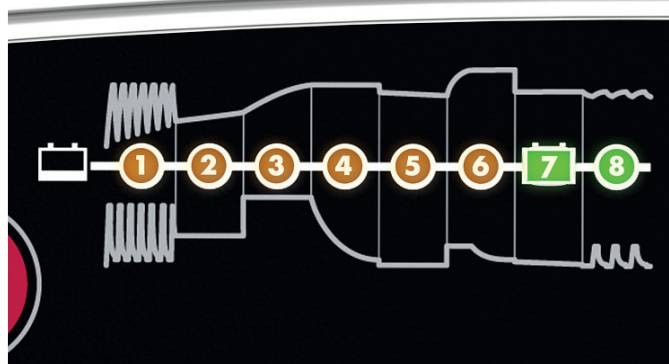
5 YEAR WARRANTY



THE SMARTEST BATTERY CHARGERS IN THE WORLD



UNIQUE 8 STEP CHARGING FROM CTEK



Complete battery care – unique and patented system to recover, charge and maintain all lead-acid battery types to maximise performance and extend life.

Safe and easy to use – user safety through spark free operation and reverse polarity protection. Vehicle electrical safety through exceptionally clean voltage and current delivery with no surges or spikes. No need to disconnect battery from the vehicle when charging.



"Connect and forget" – simple plug and play operation. Select the program and mode and leave the charger to do the rest.



Unique 8 step charging – the patented 8 step programme tests battery condition and revives, charges and maintains to ensure maximum battery life and performance. RECOND recovers deep discharged and stratified batteries. FLOAT/PULSE maintenance ensures ideal battery care during periods of inactivity.

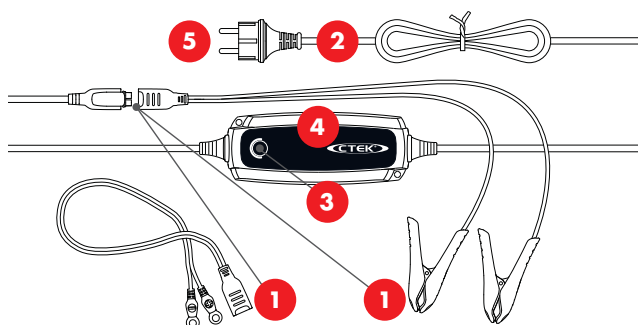
Temperature compensation – built in automatic charge voltage compensation depending on ambient temperature ensures ideal charging in extreme cold or hot weather conditions.

Extends battery life – the unique features of CTEK chargers combine to ensure maximum battery reliability, performance and life.

Multiple charging programs and options

1. Connect the charger to the battery.
2. Connect the charger to the wall socket.
3. Press the MODE-button to combine charging program  or  with options **AGM** and/or **RECOND**.

Press and release the MODE button several times until the desired combination of charging program ( ) and options (**AGM**, **RECOND**) is lit.



4. Follow the 8-step display through the charging process. The battery is ready to start the engine when STEP 4 is lit. The battery is fully charged when STEP 7 is lit.
5. Stop charging at any time by disconnecting the mains cable from the wall socket.

- 1 STEP 1 DESULPHATION**
Pulsing voltage removes sulphates from the lead plates of the battery restoring the battery capacity.
- 2 STEP 2 SOFT START**
Tests if the battery can accept charge. Charging begins if the battery is OK.
- 3 STEP 3 BULK**
Charging with maximum current until approximately 80 % battery capacity.
- 4 STEP 4 ABSORPTION, BATTERY READY TO USE**
Charging with declining current to maximize up to 100 % battery capacity.
- 5 STEP 5 ANALYSE**
Tests if the battery can hold charge. Batteries that cannot hold charge may need to be replaced.
- 6 STEP 6 RECOND**
Reconditioning function for deeply discharged batteries.
- 7 STEP 7 FLOAT, BATTERY FULLY CHARGED**
Maintaining the battery voltage at maximum level by providing a constant voltage charge.
- 8 STEP 8 PULSE, MAINTENANCE CHARGING**
Maintaining the battery at 95-100 % capacity. The charger monitors the battery voltage and gives a pulse when necessary to keep the battery fully charged.

GUARANTEED QUALITY WITH CTEK

CTEK customer support is available to answer any questions related to charging and CTEK chargers. Safety, simplicity and flexibility characterizes all products and solutions developed and sold by CTEK. CTEK supply chargers to more than 60 countries throughout the world. CTEK is also a reliable OEM supplier to many of the world's most prestigious car and motorcycle manufacturers.

Contact customer support: info@ctek.com