

# CL600 2V 600Ah(10hr)



The rechargeable batteries are lead-lead dioxide systems. The dilute sulfuric acid electrolyte is absorbed by separators and plates and thus immobilized. Should the battery be accidentally overcharged producing hydrogen and oxygen, special one-way valves allow the gases to escape thus avoiding excessive pressure build-up. Otherwise, the battery is completely sealed and is, therefore, maintenance-free, leak proof and usable in any position.

## Battery Construction

Component	Positive plate	Negative plate	Container	Cover	Safety valve	Terminal	Separator	Electrolyte
Raw material	Lead dioxide	Lead	ABS	ABS	Rubber	Copper	Fiberglass	Sulfuric acid

## General Features

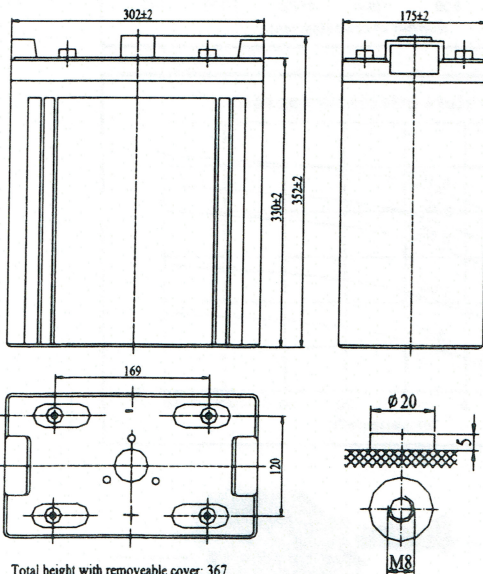
- Absorbent Glass Mat (AGM) technology for efficient gas recombination of up to 99% and freedom from electrolyte maintenance or water adding.
- Not restricted for air transport-complies with IATA/ICAO Special Provision A67.
- UL-recognized component.
- Can be mounted in any orientation.
- Computer designed lead, calcium tin alloy grid for high power density.
- Long service life, float or cyclic applications.
- Maintenance-free operation.
- Low self discharge.

## Performance Characteristics

- Nominal Voltage .....2V
- Number of cell .....1
- Design Life .....20 years
- Nominal Capacity 77°F(25°C)
  - 10 hour rate (60A, 1.8V)..... 600Ah
  - 5 hour rate (108A, 1.75V)..... 540Ah
  - 1 hour rate (364A, 1.6V)..... 364Ah
- Internal Resistance
  - Fully Charged battery 77°F(25°C) ..... 0.3mOhms
- Self-Discharge
  - 3% of capacity declined per month at 20°C(average)
- Operating Temperature Range
  - Discharge .....-20~60°C
  - Charge .....-10~60°C
  - Storage .....-20~60°C
- Max. Discharge Current 77°F(25°C) .....3000A(5s)
- Charge Methods: Constant Voltage Charge 77°F(25°C)
  - Cycle use ..... 2.35-2.45V
  - Maximum charging current ..... 120A
  - Temperature compensation ..... -5.0mV/°C
  - Standby use ..... 2.25-2.3V
  - Temperature compensation ..... -3.3mV/°C

## Dimensions and Weight

- Length(mm / inch).....302 / 11.89
- Width(mm / inch).....175 / 6.89
- Height(mm / inch) .....330 / 12.99
- Total Height(mm / inch).....367 / 14.45
- Approx. Weight(Kg / lbs)..... 42 / 92.6



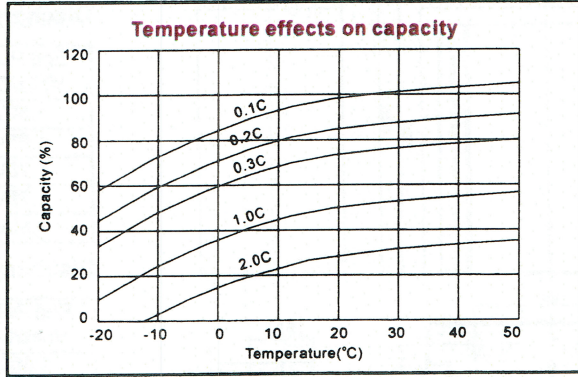
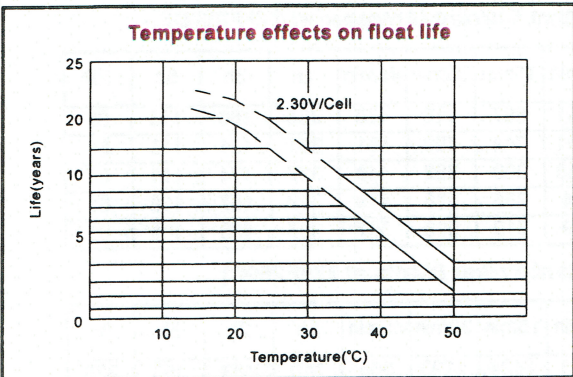
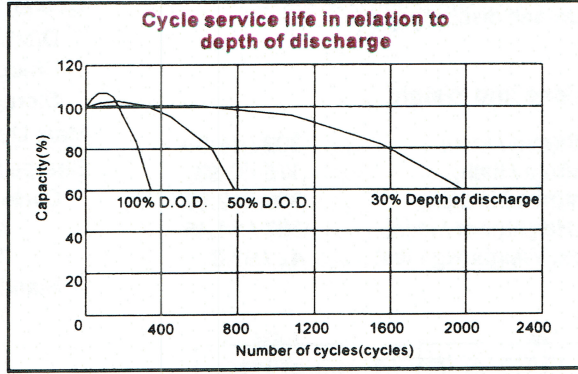
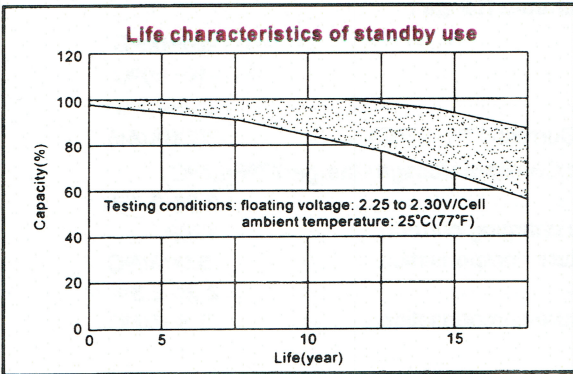
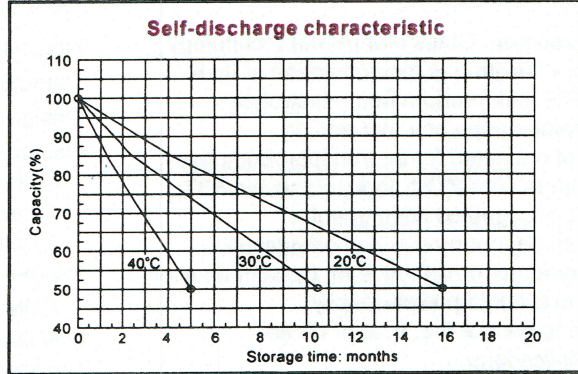
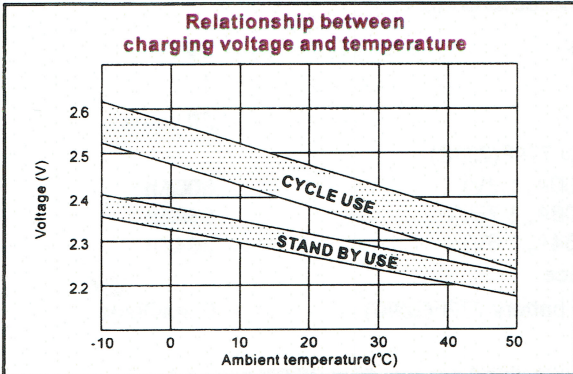
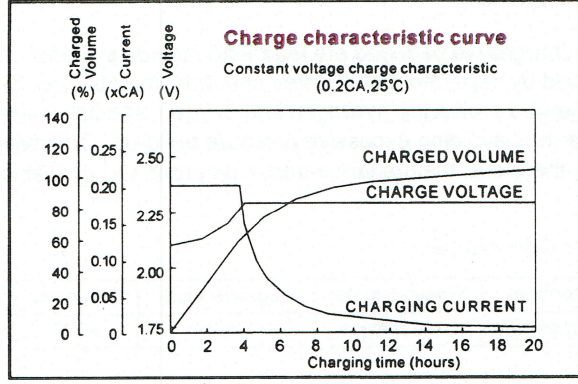
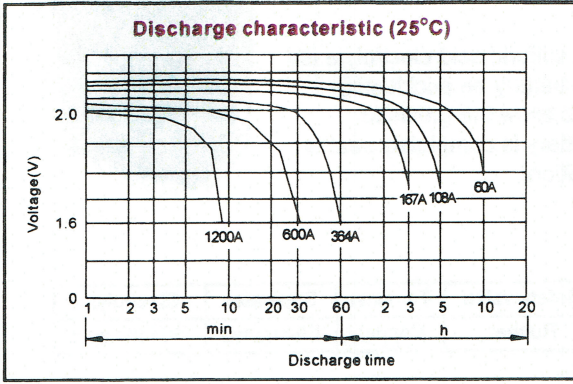
Total height with removable cover: 367

## Discharge Constant Current (Amperes at 77°F25°C)

End Point Volts/Cell	10min	15min	30min	45min	1h	3h	5h	10h
1.60V	1161	887	618	480	364	186	115	65
1.65V	1101	844	590	461	351	181	113	64
1.70V	1038	800	562	440	337	174	111	63
1.75V	974	755	533	419	322	167	108	61
1.80V	909	710	503	397	307	160	105	60

## Discharge Constant Power (Watts at 77°F25°C)

End Point Volts/Cell	10min	15min	30min	45min	1h	2h	3h	5h
1.60V	1911	1424	1123	905	710	483	358	225
1.65V	1800	1347	1067	864	680	472	349	222
1.70V	1688	1269	1009	820	649	460	340	218
1.75V	1577	1191	951	776	617	446	330	214
1.80V	1467	1112	892	731	583	418	309	211








**Shenzhen Center Power Technology Co., Ltd.**  
 Center Power Industrial Park, Tonggu Industrial District, Dapeng Town, 518120 Shenzhen, China  
 (+86-755) 81222233    (+86-755) 81313122    E-mail: sales@vision-batt.com