


CL2000 2V 2000Ah(10hr)



The rechargeable batteries are lead-lead dioxide systems. The dilute sulfuric acid electrolyte is absorbed by separators and plates and thus immobilized. Should the battery be accidentally overcharged producing hydrogen and oxygen, special one-way valves allow the gases to escape thus avoiding excessive pressure build-up. Otherwise, the battery is completely sealed and is, therefore, maintenance-free, leak proof and usable in any position.

Battery Construction

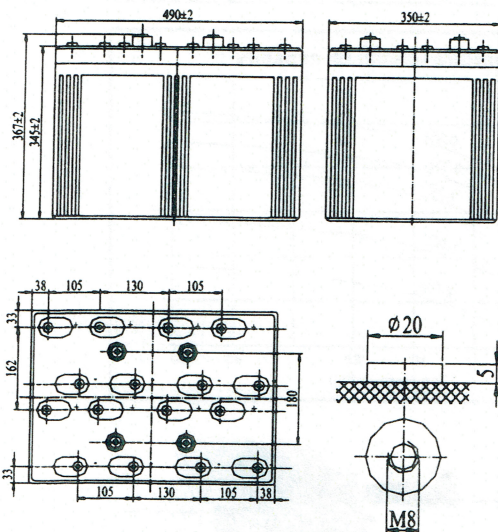
Component	Positive plate	Negative plate	Container	Cover	Safety valve	Terminal	Separator	Electrolyte
Raw material	Lead dioxide	Lead	ABS	ABS	Rubber	Copper	Fiberglass	Sulfuric acid

General Features

- Absorbent Glass Mat (AGM) technology for efficient gas recombination of up to 99% and freedom from electrolyte maintenance or water adding.
- Not restricted for air transport-complies with IATA/ICAO Special Provision A67.
- UL-recognized component.
- Can be mounted in any orientation.
- Computer designed lead, calcium tin alloy grid for high power density.
- Long service life, float or cyclic applications.
- Maintenance-free operation.
- Low self discharge.

Dimensions and Weight

Length(mm / inch) 490 / 19.29
 Width(mm / inch) 350 / 13.78
 Height(mm / inch) 345 / 13.58
 Total Height(mm / inch) 382 / 15.04
 Approx. Weight(Kg / lbs) 132 / 291



Total height with removable cover: 382

Performance Characteristics

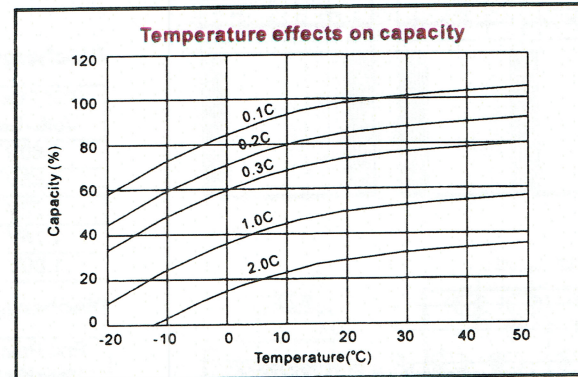
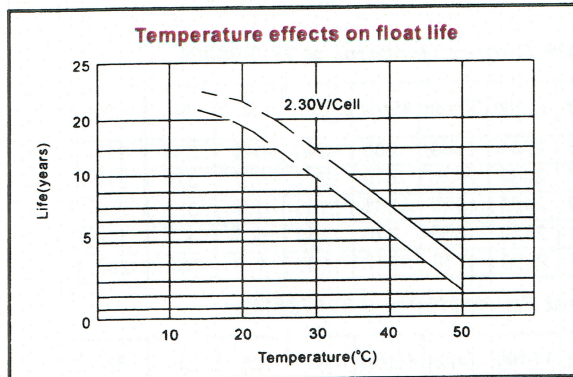
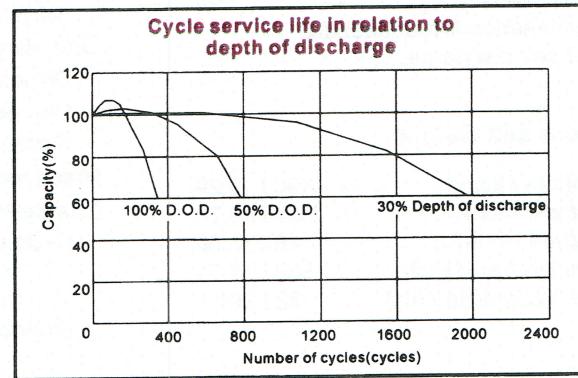
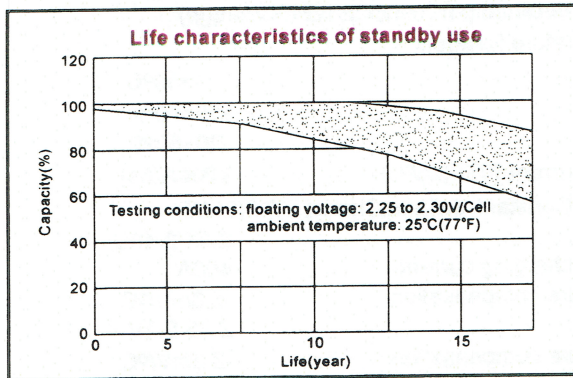
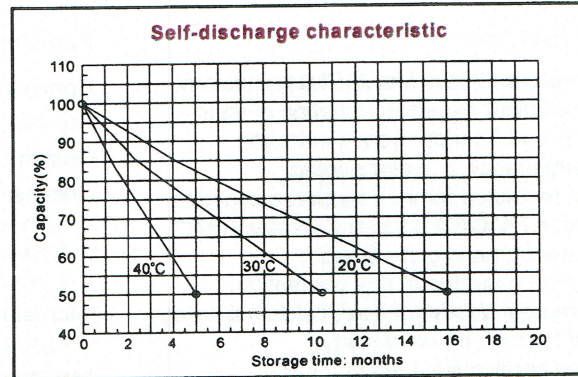
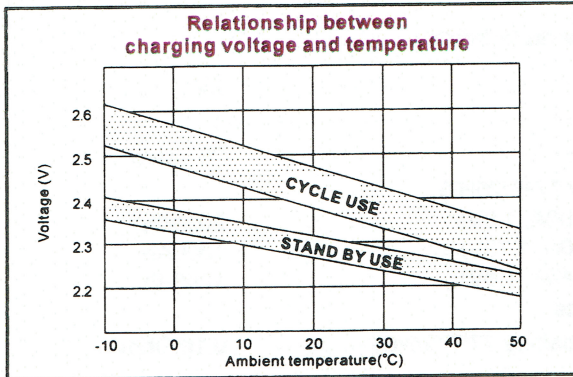
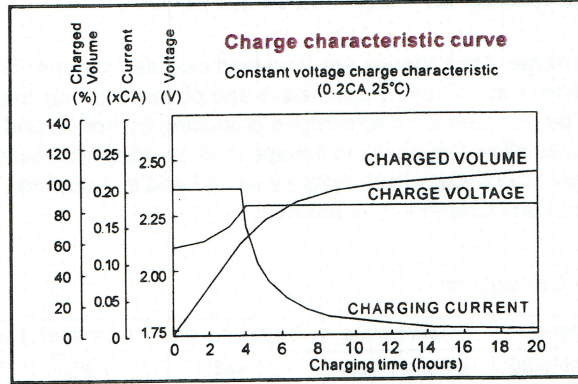
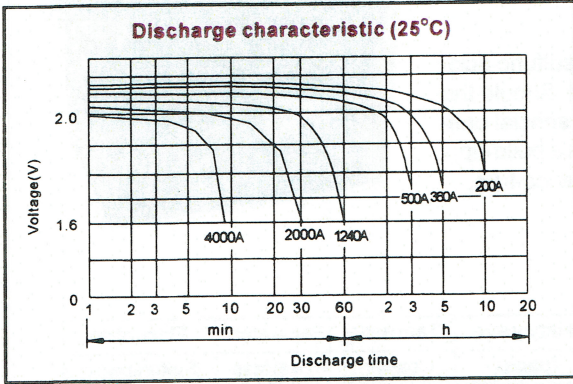
Nominal Voltage 2V
 Number of cell 1
 Design Life 20 years
 Nominal Capacity 77°F(25°C)
 10 hour rate (200A, 1.8V) 2000Ah
 5 hour rate (360A, 1.75V) 1800Ah
 1 hour rate (1240A, 1.6V) 1240Ah
 Internal Resistance
 Fully Charged battery 77°F(25°C) 0.1mOhms
 Self-Discharge
 3% of capacity declined per month at 20°C(average)
 Operating Temperature Range
 Discharge -20~60°C
 Charge -10~60°C
 Storage -20~60°C
 Max. Discharge Current 77°F(25°C) 4000A(5s)
 Charge Methods: Constant Voltage Charge 77°F(25°C)
 Cycle use 2.35-2.45V
 Maximum charging current 400A
 Temperature compensation -5.0mV/°C
 Standby use 2.25-2.3V
 Temperature compensation -3.3mV/°C

Discharge Constant Current (Amperes at 77°F25°C)

End Point Volts/Cell	10min	15min	30min	45min	1h	3h	5h	10h
1.60V	3636	2734	2109	1505	1240	545	384	214
1.65V	3447	2603	2016	1445	1214	527	379	212
1.70V	3250	2468	1919	1381	1185	508	371	209
1.75V	3049	2329	1820	1315	1154	500	360	205
1.80V	2844	2190	1718	1247	1125	473	332	200

Discharge Constant Power (Watts at 77°F25°C)

End Point Volts/Cell	10min	15min	30min	45min	1h	2h	3h	5h
1.60V	5754	4654	3543	2673	2206	1488	1018	706
1.65V	5422	4404	3365	2551	2130	1431	1001	701
1.70V	5084	4152	3185	2422	2052	1368	987	692
1.75V	4750	3892	3000	2290	2023	1338	966	678
1.80V	4416	3636	2812	2160	1908	1274	904	663








Shenzhen Center Power Tech Co., Ltd.
 Center Power Industrial Park, Tenggu Industrial Zone, Dapeng Town, 518120 Shenzhen, China
 Tel: (+86-755) 84311188 Fax: (+86-755) 84311189 Email: sz_cp_tech@163.com

www.vision-batt.com